



**Kit 3**



**Additional activities to use with the stories**



Learn how to squeak, roar and hoot like the animals do with this bright, fun and silly book! Hoot like an owl, howl like a wolf, and sing like a whale. The perfect book to read aloud one-to-one, or as a fun activity to engage a group of young children and get them stretching, hopping, wriggling and jumping!

#### What others thought

The interaction and involvement through shared sounds/actions though it really relies on an adult leading this. There is an interesting kookaburra sound!

#### Noisy Charades





- **Materials:** paper or card, pens or colouring pencils
- **Activity:** Cut up some pieces of card and write down or draw some of your favourite animals. Talk about the animals and practise naming them before you start. Then each take turns at acting out the different animals with only actions and sounds. The other person guesses which animal you are.
- **Why do it?** This is a great opportunity to play and learn together.

#### Make your own instruments



- **Material:** objects from around the house
- **Activity:** Have fun finding objects in the house to make lots of different animal sounds with! You could crumble paper to sound like an animal sneaking through the jungle or tap plastic cups together to make the sound of a horse's hooves.
- **Why do it?** This is a chance to be creative and make lots of noise





Join Poppy and Sam for a tour of Apple Tree Farm and all of its noisy animals. There's a different animal to hear on each double-page, including Woolly the Sheep, Curley the Pig and Clucky the Hen. At the end, all the farm animals make their noises together. And, of course, the famous little yellow duck is hiding somewhere in each picture.

### What others thought

I love this book. You can answer the questions and find the ducks to give this book a narrative.

### Make your own farm



- **Materials:** toys or household items
- **Activity:** If you have toy animals you could set up your own farm. Think about where you put each animal. Do some need grass and some need water? If you don't have any toy animals, you could set up your own shop instead selling all the fruits and vegetables that you grow.
- **Why do it?** This is a great opportunity for imaginative play.

### Name your own animals



- **Materials:** just a pencil and paper if you want to write them down
- **Activity:** In the story we have Woolly the Sheep, Curley the Pig, Clucky the Hen. Every animal is named because of a special feature. Have a go at creating your own names for animals. What would you call a tiger? ... Stripecy?
- **Why do it?** This is a quick fun activity to get you thinking about different types of animals.

